

Contact Number:

+84 935 696 325

+63 945 701 3518

Head Office Address:

No.7, 176 St., Phuoc Long A ward,
Thu Duc City, Ho Chi Minh city,
Vietnam

Ho Chi Minh Office Address:

Room 05.22, Garden Gate Building,
8 Hoang Minh Giam, Phu Nhuan, Ho
Chi Minh city, Vietnam

K&K Factory Address:

Factory 1&2: Dong Nai Province

Factory 3: Long An Province

Email Address:

dqk@kkbuilding.vn

Website:

www.kkbuilding.vn

K&K

Your Steel, Your Building

K & K Innovation Building

DESIGN - FABRICATION - INSTALLATION OF:

WAREHOUSE, FACTORY, POWER PLANT

OIL REFINERY EQUIPMENT SUPPORT

METRO STATION, DEPOT, AIRPORT TERMINAL

HIGH RISE BUILDING

LIGHT & HEAVY STEEL STRUCTURE

STEEL WELDED WIRE MESH

CHAPTER I:



VISION

To be the leading designer and fabricator of construction steel structure brand in the region contributing to the development of the industrial steel engineering industry.



MISSION

We use cutting-edge technology to perform high-quality construction, gain the trust of our customers, contribute to the common development of the construction industry, and bring benefits to society.



CORE VALUE

Credibility + Accountability + Quality Products & Services



CULTURE



Gratitude

We firmly believe that gratitude is the root of our success.



Passion

Our strength to overcome all challenges is our passionate and aspirational team who always is dedicated to the work.



Consistency

Consistency in standards is our trademark to maintain cooperation from our customers and partners.



Responsibility

We always believe that every job has its challenges and difficulties. But as long as we are united and are accountable to the job, we will make it.

GIẤY CHỨNG NHẬN ĐĂNG KÝ DOANH NGHIỆP
CÔNG TY TRÁCH NHIỆM HỮU HẠN MỘT THÀNH VIÊN

Mã số doanh nghiệp: 0314070382

Đăng ký lần đầu: ngày 19 tháng 10 năm 2016

Đăng ký thay đổi lần thứ 1: ngày 07 tháng 03 năm 2024

1. Tên công ty

Tên công ty viết bằng tiếng Việt: CÔNG TY TRÁCH NHIỆM HỮU HẠN K&K INNOVATION

Tên công ty viết bằng tiếng nước ngoài: K&K INNOVATION COMPANY LIMITED
Tên công ty viết tắt: K&K INNOVATION CO., LTD

2. Địa chỉ trụ sở chính

Số 7 Đường 176, Phường Phước Long A, Thành phố Thủ Đức, Thành phố Hồ Chí Minh, Việt Nam

Điện thoại: _____

Fax: _____

Email: _____

Website: _____

3. Vốn điều lệ: 20.000.000.000 đồng

Bằng chữ: Hai mươi tỷ đồng

4. Thông tin về chủ sở hữu

Họ và tên: LƯƠNG THỊ QUỲNH NHƯ Giới tính: Nữ

Sinh ngày: _____ Dân tộc: Kinh Quốc tịch: Việt Nam

Loại giấy tờ pháp lý của cá nhân: Thẻ căn cước công dân

Số giấy tờ pháp lý của cá nhân: _____

Ngày cấp: _____ Nơi cấp: Cục cảnh sát quản lý hành chính về trật tự xã hội.

Địa chỉ thường trú: Số 7 Đường 176, Phường Phước Long A, Thành phố Thủ Đức, Thành phố Hồ Chí Minh, Việt Nam

Địa chỉ liên lạc: Số 7 Đường 176, Phường Phước Long A, Thành phố Thủ Đức, Thành phố Hồ Chí Minh, Việt Nam

5. Người đại diện theo pháp luật của công ty

* Họ và tên: LƯƠNG THỊ QUỲNH NHƯ Giới tính: Nữ

Chức danh: Giám đốc

Sinh ngày: _____ Dân tộc: Kinh Quốc tịch: Việt Nam

Loại giấy tờ pháp lý của cá nhân: Thẻ căn cước công dân

Số giấy tờ pháp lý của cá nhân: _____

Ngày cấp: _____ Nơi cấp: Cục cảnh sát quản lý hành chính về trật tự xã hội.

Địa chỉ thường trú: Số 7 Đường 176, Phường Phước Long A, Thành phố Thủ Đức, Thành phố Hồ Chí Minh, Việt Nam

Địa chỉ liên lạc: Số 7 Đường 176, Phường Phước Long A, Thành phố Thủ Đức, Thành phố Hồ Chí Minh, Việt Nam

TRƯỞNG PHÒNG



1. OVERVIEW INTRODUCTION

K&K Innovation Building

K&K Innovation Building, based in Vietnam, started its business operations in 2016 and was one of the first company to design and supply the Pre-Engineered Buildings to South East Asia region.

K&K Innovation Building has 3 factories total area 20.000m², fabricating with international quality. We are dealing for an opportunity for sustainable procurement savings and competitive advantage to our customers.

K&K Innovation Building is committed to providing comprehensive solutions including consulting, design, manufacturing and assembly of prefabricated steel buildings and high-quality steel structure products for domestic and international markets, as well as after-sales policies suitable for all project requirements.

With a professional and experienced team, K&K Innovation Building is committed to providing a variety of options including factories, warehouses, skyscrapers, heavy industrial projects, commercial centers, exhibition centers, stadium and infrastructure transportation, railway stations, airports to the requirements of the customer.

Dang Quoc Khanh (Mr. Joe Dang)
President of K&K Innovation Building

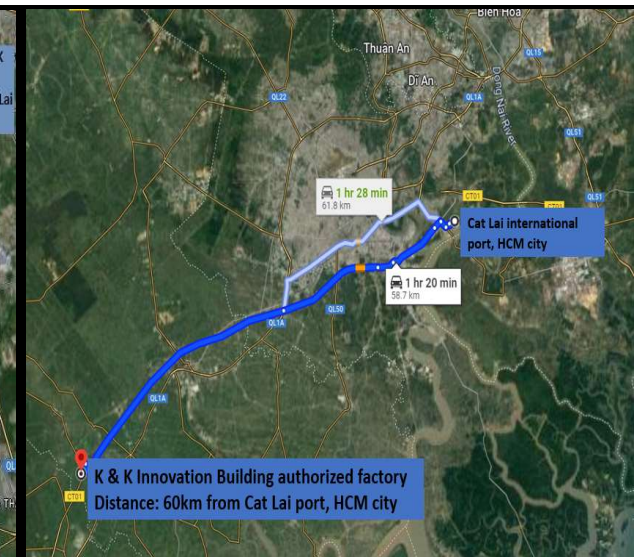
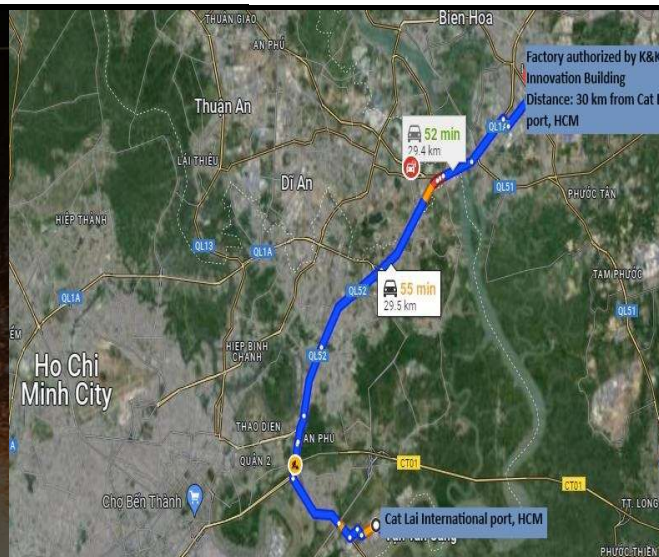
CHAPTER II: FACTORY & PRODUCTION

CAPACITY

- Factory 1&2 Area: 10.000m²
- Factory 3 Area: 10.000m²
- Steel structure: 2.500 ton/month
- Purlin: 500 ton/month
- Sheeting panel: 200.000 m²/month

LOCATION

- Factory 1&2: Dong Nai province, Vietnam
- Factory 3: Long An province, Vietnam



K&K

www.kkbuilding.vn

Your Steel, Your Building

2. EQUIPMENT

2.1 PROCESSING STEEL PLATES & V ANGLES

At the steel plates, section processing areas, the machinery lines are mostly used for manufacturing stages such as cutting, drilling, punching, tapping, lathing, milling, beveling...from raw materials to finish the shapes and specifications following the request of the customer

K&K

Your Steel, Your Building

1. LASER CUTTING MACHINE
2. CNC LASER CUTTING



2. EQUIPMENT

2.2 ASSEMBLING & AUTOMATIC WELDING LINE

Steel sections after cutting are transferred to automatic welding stage with a combination chain of fitting-up, vertical and horizontal welding line. This process creates finished steel such as: box beam, cross beam, I beam,...

Welding machine



K&K
INNOVATION Co., LTD
Your Steel, Your Building



K&K

Your Steel, Your Building

1. VERTICAL H BEAM WELDING LINE
2. H BEAM ASSEMBLING & FITTING UP LINE
3. HORIZONTAL H BEAM WELDING LINE



2. EQUIPMENT

2.3 COMPLETMENT ASSEMBLY

The components will move to the finishing assembly stage after assembling and auto welding. Components will be checking right to specifications, dimensions, technical requirements by modern machinery technology line.

2.4 CLEANING & PAINTING

Once the assembly is done, the products are cleaned and shot-blasting by a shot-blasting line with specified standards. The high-pressure blasting system eliminates dirt from components and creates roughness prior to painting.



3rd Party for welding quality

QC pass / Marking



QC check painting in house

QC check painting in house

3.QUALITY CONTROL TOOLS & EQUIPMENT

No.	TOOLS - EQUIPMENT	FUNCTION	SAMPLE PICTURE
1	Metal Tape	Checking Dimension of materials & finished products	
2	Set Square Rulers	Measuring the squareness of materials & finish products	
3	Stanless Steel Rulers	Checking dimension of materials & finished products	
4	Callipers	Checking the thickness & diameter of materials & finished products	
5	Mitre Saw Protractors	Measuring angles of finished products	
6	Welding Gauges	Measuring fillet weld size	
7	Coating Thickness Gauges	Measuring of Dry film Coating Thickness	
8	Wet-Film Thickness Gauges	Measuring of Wet film Coating Thickness	
9	Ultrasonic Testing Machine	Ultrasonic Testing of Filliet Welds	
10	Magnetic Testing Machine	Checking Defects on Welded Joints	
11	Hammer	Checking the Quality of Welded Joints, Shear stud...etc	

4. PACKAGE

Professional packaging and wrapping will keep the component structure safe during the process of loading and unloading into the truck to deliver to the construction for erection.

- Specialized crane and rope system for steel structures
- Paint protection film to prevent peeling
- Cushions hold components carefully
- Mark steel structure component codes to easily manage components in delivery and erection.



Package & Loading



CHAPTER III:
**PRODUCTS &
SERVICES**

1. STEEL STRUCTURE

1. PRE-ENGINEERED STEEL BUILDING

NHÀ THÉP TIỀN CHẾ I PRE-ENGINEERED STEEL BUILDING

Hệ Kết Cấu Chính I Primary Structure

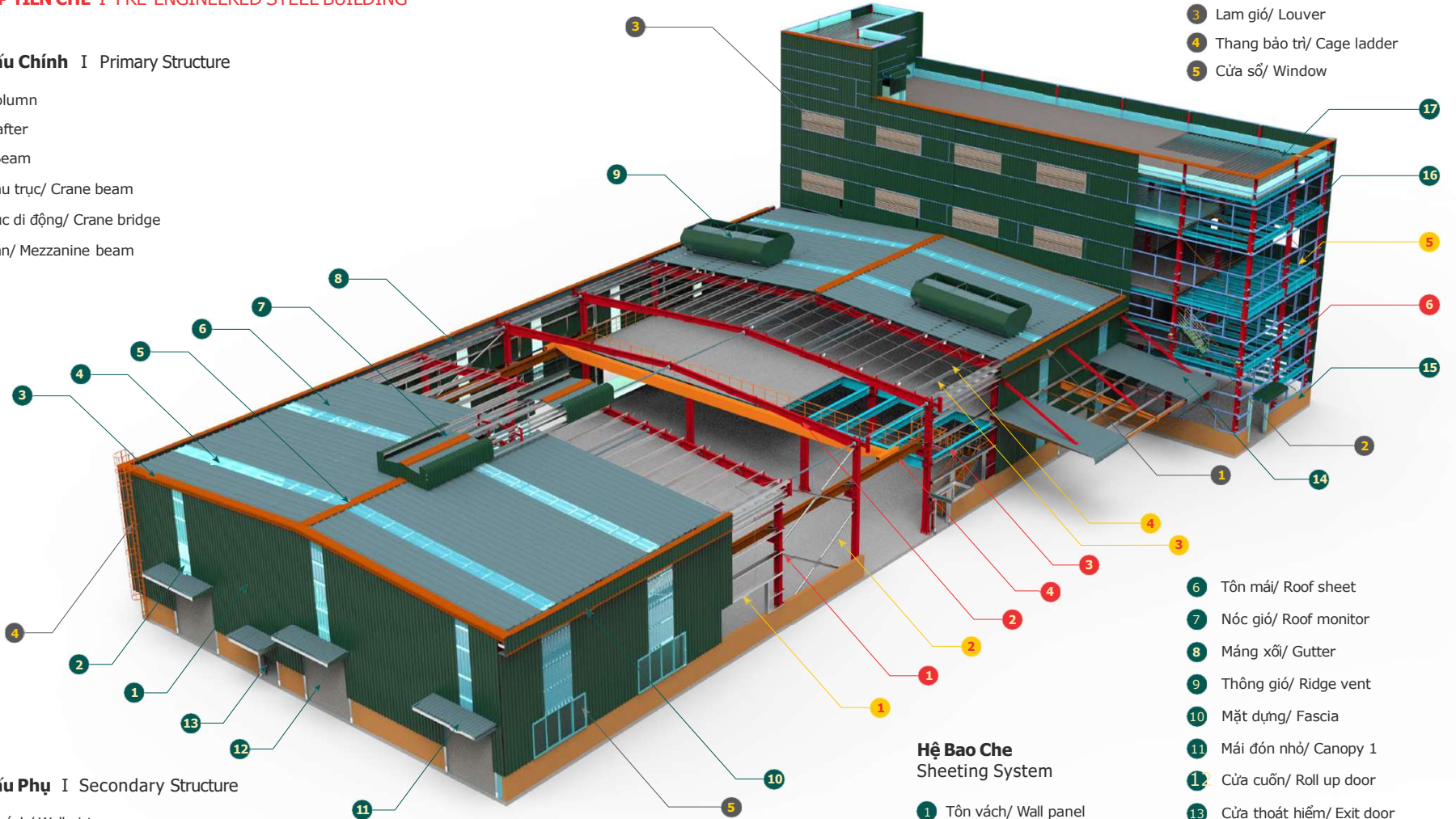
- 1 Cột/ Column
- 2 Kèo/ Rafter
- 3 Dầm/ Beam
- 4 Dầm cầu trục/ Crane beam
- 5 Cầu trục di động/ Crane bridge
- 6 Dầm sàn/ Mezzanine beam

Hệ Kết Cấu Phụ I Secondary Structure

- 1 Xà gỗ vách/ Wall girt
- 2 Giằng cột/ Column bracing
- 3 Xà gỗ mái/ Roof purlin
- 4 Ti giằng xà gỗ/ Bracing for purlin
- 5 Khung cửa sổ/ Window frame

Hạng Mục Khác I Other Items

- 1 Mặt dựng/ Fascia
- 2 Cầu thang bộ/ Staircase
- 3 Lam gió/ Louver
- 4 Thang bảo trì/ Cage ladder
- 5 Cửa sổ/ Window




Hệ Bao Che Sheeting System

- 1 Tôn vách/ Wall panel
- 2 Tôn sáng vách/ Skylight wall
- 3 Diềm mái/ Flashing trim
- 4 Tôn sáng mái/ Skylight roof
- 5 Diềm ốp nóc/ Ridge cap
- 6 Tôn mái/ Roof sheet
- 7 Nóc gió/ Roof monitor
- 8 Máng xối/ Gutter
- 9 Thông gió/ Ridge vent
- 10 Mặt dựng/ Fascia
- 11 Mái đón nhỏ/ Canopy 1
- 12 Cửa cuốn/ Roll up door
- 13 Cửa thoát hiểm/ Exit door
- 14 Mái đón lớn/ Canopy 2
- 15 Tường gạch/ Brickwall
- 16 Sàn thép/ Steel mezzanine
- 17 Tôn trải sàn/ Bondesk mezzanine

1. STEEL STRUCTURE

1.2 ACCESSORIES



ANCHOR BOLT




CONNECTION BOLTS



HIGH STRENGTH BOLT



CABLE



SAG ROD



ANGLE BRACE



EXPANSION BOLTS



TURNBUCKLE



LOUVER



SHEAR STUD



SILICON

1. STEEL STRUCTURE

1.3 PAINTING COLOR



Your Steel, Your Building

K&K Innovation Building Viet Nam

No.07, street 176, Phuoc Long A ward, Thu Duc city, Ho Chi Minh city, VietNam

Tel : +84935696325


Email : KKbuilding.global@gmail.com

Tax code: 0314070382

Website: kkblding.vn



507 Glossy Black



507BM Glossy Matte Black



AA322 Light Grey



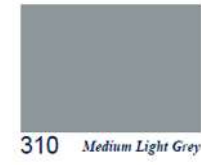
205 Oxide Red



704 Law Green



708 Miami



310 Medium Light Grey



212 Silver Grey



530 Marine Blue



* 405 Reddish Orange



024 Pastel Blue



011 Reseda Green



** 403 Mandarin Red



* 320 Yellow Lemon





CHAPTER IV:

DESIGN

1. DESIGN PROCESS

2. DESIGN SOFTWARE

1. DESIGN PROCESS

1

GET INFORMATION

Based on preliminary information. The engineering team discusses together to give the solution with optimized design to save cost for customers.

2

SOLUTION PRESENTATION

Consider and give solutions with optimal design to save cost but ensure the function, quality and safety are no compromise.

3

DESIGN IMPLEMENT

Implementation of the architecture and structure design based on the solution has analysis with customers.

4

SHOP DRAWING

From 3D model Tekla, the engineer updates drawings for each component and puts them on the system to make the input of production.

5

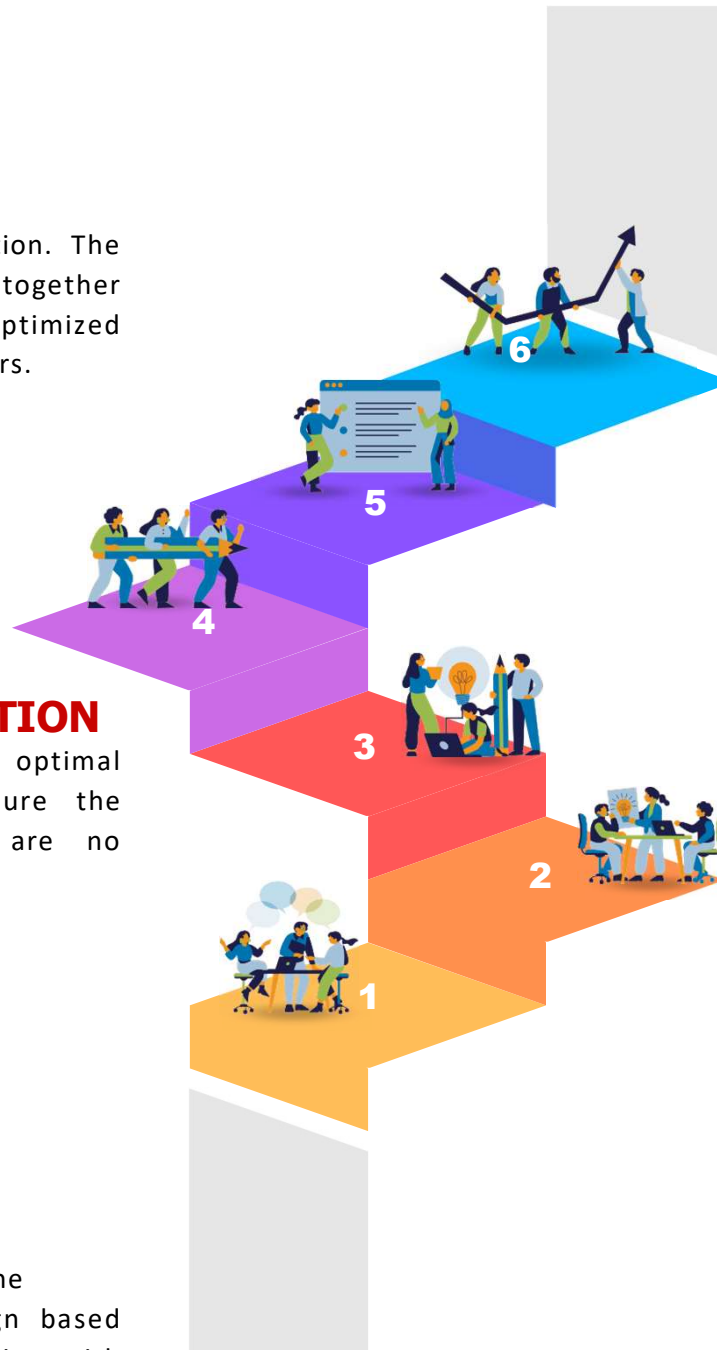
QUOTATION & SIGNING THE CONTRACT

Analytic the detail of quantity, send finalize the quotation to customer to sign contract.

6

DESIGN APPROVAL

Submit the documents to competent authorities to approve the design.



2. DESIGN SOFTWARE


We are always conforming to international standards as UK, US, Australia. The engineers and skilled workers who are trained and have appropriate certificates to perform the jobs. All the designs and deployments are 3D modeled for checking and machining.

TEKLA STRUCTURE – Shop drawings software



STAAD PRO – Structural analysis & design (Steel plate, shaped steel)

CFS – Cold rolled steel design



TEKLA 21 – Tekla Structure version



AUTOCAD LT 2022 – Architectural design software



CSI - ETAB 19 - Structure analytic software

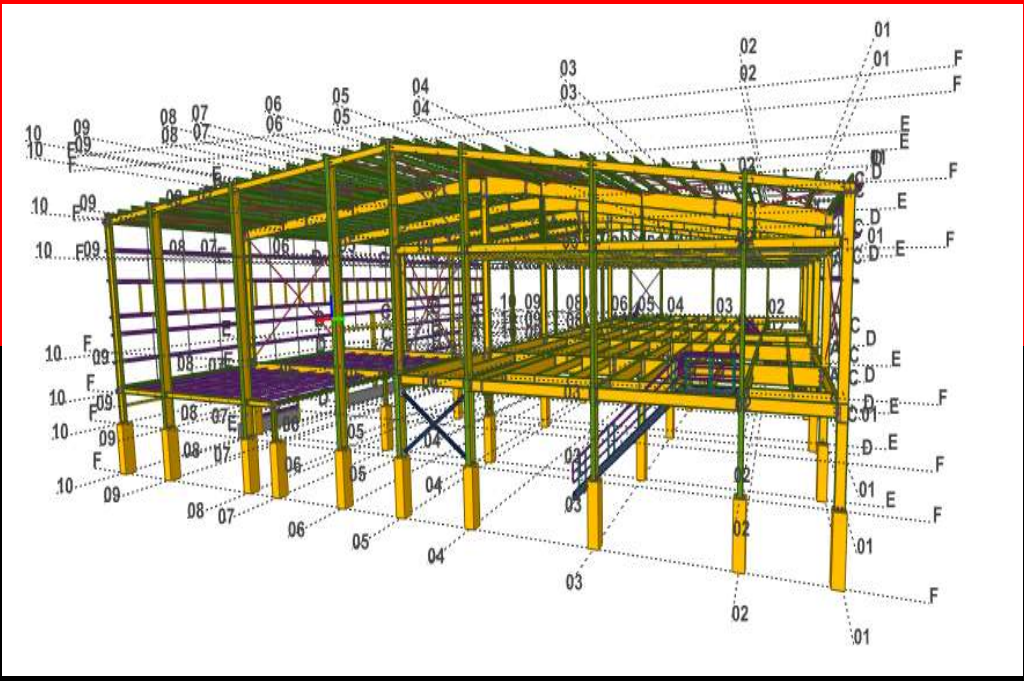
CHAPTER V:

FEATURE PROJECTS 2024

1. FEATURE PROJECTS LIST



1. FEATURE PROJECTS



1. MIX USE FACTORY with swimming pool in 2nd floor – 4000m²

2. COMMERCIAL 6 STOREY BUILDING in Cagayan De Oro



3. WAREHOUSE 3ha - Mindanao

4. Commercial Building In Luzon